



Dianna Spieker
Tom Green County Treasurer

FY 2022 Monthly Report
October 2021

THE STATE OF TEXAS ()
COUNTY OF TOM GREEN ()
AFFIDAVIT ()

Pursuant to LGC 114.026 I, Dianna M Spieker, Tom Green County Treasurer do hereby submit The Treasurers' Monthly Report. This report includes, but not limited to, money received and disbursed; debts due to (if known) and owed by the county; and all other proceedings in the treasurer's office that pertain to the Financial Standing of Tom Green County. The Treasurer's Books and the Auditor's General Ledger agree. The Bank Statements have been reconciled; any adjustments have been noted including any amount that has been identified as irreconcilable. Irreconcilable differences will be noted and carried in transit until such time as they have been identified and reconciled on the individual bank statements.


Pursuant to Pursuant to GC 2256.023 Internal Management Reports will be reported on a Quarterly Basis in FY22. In prior fiscal years I included said information in this monthly report.

As a matter of internal accounting procedure, any interest earned that is posted by financial institutions to our accounts on the last business day of the month is not included in the combined statement of receipts and disbursements until the following month. Credit Card and E-filing funds are deposited to Clearing Accounts and reconciled monthly. Any funds not previously booked will be credited the following month. These amounts are disclosed in this report .

The total amount of deposits in custody as of the date of this report is the amount of deposits per the combined statement of receipts and disbursements are listed on page 2.

Therefore, Dianna Spieker, County Treasurer of Tom Green County, Texas, who being fully sworn, upon oath says that the within and foregoing report is true and correct to the best of her knowledge.

Filed with accompanying vouchers this, the **23rd day of November, 2021.**



Dianna Spieker, Treasurer, Tom Green County / Date

Commissioners' Court having reviewed the Treasurer's Report, on this date, as presented, having taken reasonable steps to ensure its accuracy and based upon presentations of the Treasurer's Office approve the report, subject to the county auditor's review and request that it be filed with the official minutes of this meeting. {LGC 114.026(c)}

In addition, the below signatures affirm that the Treasurers' Report complies with statutes as referenced. {LGC 114.026(d)}


The affidavit must state the amount of the cash and other assets that are in the custody of the county treasurer at the time of the examination. {LGC 114.026(d)} **\$ 52,800,047.46** Month Ending Balance




County Judge Stephen C. Floyd




Commissioner Ralph Hoelscher- Pct. #1



Commissioner Sammy Farmer- Pct. #2



Commissioner Rick Bacon - Pct #3



Commissioner Bill Ford - Pct. #4

Treasurer's Monthly Report

Prepared by Dianna Spieker, Tom Green County Treasurer

Section 1 – Fund Balances

Summary of Funds	Page <u>1</u>
Trial Balance for Cash Per Fund	Page <u>5</u>
Trial Balance for Investments Per Fund	Page <u>21</u>

Section 2 - Cash Flow

Interest	Page <u>22</u>
Bank Service Charge	Page <u>24</u>
Credit Card and Efile Accounts	Page <u>25</u>

Section 3 - Debt

Bond Indebtedness	Page <u>26</u>
-------------------	----------------

Section 4 - Collateral

Wells Fargo Bank Collateral Funds the Bank has pledged on behalf of Tom Green County, per the Bank Depository Bid.	Page <u>29</u>
---	----------------

Summary of Funds

Detailed by Type Monies Held by Treasurer Spieker

October 2021 Ending Balance

<u>Bank</u>						<u>Texpool</u>	
<u>Account</u>	<u>#</u>	<u>FUND</u>	<u>TOTAL</u>	<u>Wells Fargo</u>	<u>Texas Class</u>	<u>CD's</u>	<u>TexpoolPrime</u>
OPER	001	GENERAL	28,293,371.77	2,373,903.83	10,642,848.40	4,769,818.36	10,506,801.18
OPER	005	R&B #1&3	410,680.40	410,680.40			
OPER	006	R&B #2&4	274,703.61	274,703.61			
CAFÉ	009	CAFÉ TRUST	38,600.45	38,600.45			
OPER	010	CO. LAW LIBR.	123,257.88	123,257.88			
ZP	011	ZP-CAFÉ	2,500.00	2,500.00			
OPER	012	JCTF	21,623.96	21,623.96			
OPER	013	DC TECH	65,192.57	65,192.57			
OPER	015	LIBR DONATE	303,920.51	303,920.51			
OPER	016	RECORDS MGT-DC	11,159.22	11,159.22			
OPER	018	CRTHSE SEC	12,049.00	12,049.00			
OPER	019	CC/RM	54,550.48	54,550.48			
OPER	021	CIP DONATE	15,153.67	15,153.67			
OPER	022	BATES	81,916.01	81,916.01			
OPER	023	DIST/COUNTY TECH	14,101.28	14,101.28			
OPER	024	SPEC COURT	11,976.29	11,976.29			
OPER	026	SPEC REV TRIALS	750,000.00	750,000.00			
GRANT	027	TCDP	5.00	5.00			
OPER	028	TRU/Pre Diversion	76,306.88	76,306.88			
OPER	030	CC PRESERV	255,688.46	255,688.46			
OPER	031	CC	20,713.83	20,713.83			
OPER	032	CC ARCHIVE	246,089.84	246,089.84			
OPER	035	Child Abuse	282.39	282.39			
OPER	036	Third Crt of Appeals	657.41	657.41			
OPER	037	Justice Security	125,208.21	125,208.21			
OPER	038	WASTEWATER	620.00	620.00			
OPER	041	CA-Pretrial	36,712.70	36,712.70			
OPER	043	DA-Pretrial	79,267.99	79,267.99			
OPER	045	CO ATTY	4,633.87	4,633.87			
OPER	047	JURY DONATE	1,296.00	1,296.00			
OPER	048	ELECT CNTRCT	130,187.81	130,187.81			
OPER	050	51ST D.A. ST	2,575.45	2,575.45			

Detailed by Type Monies Held by Treasurer Spieker

October 2021 Ending Balance

<u>Bank</u>	<u>Account</u>	<u>#</u>	<u>FUND</u>	<u>TOTAL</u>	<u>Wells Fargo</u>	<u>Texas Class</u>	<u>CD's</u>	<u>Texpool</u> <u>TexpoolPrime</u>
OPER	051	LATERAL RDS		39,832.88	39,832.88			
FORT	052	51ST D.A.		735,430.26	735,430.26			
OPER	053	51ST DA OUTER CNTY		(498.27)	(498.27)			
LPPF	054	LPPF		1,602,583.07	1,602,583.07			
OPER	055	119TH DA ST		5,635.72	5,635.72			
OPER	056	STATE FEES-CIVIL		31,798.16	31,798.16			
FORT	058	119TH DA SPEC		30,058.02	30,058.02			
OPER	059	119TH DA OUTER CNTY		(1,771.42)	(1,771.42)			
CSCD	061	BIPP		8,567.97	8,567.97			
CSCD	062	AIC/CHAP PROGRAM		(36,353.65)	(36,353.65)			
CSCD	063	TAIP/CSC GRNT		90,889.19	90,889.19			
CSCD	064	D.T.P.		20,403.92	20,403.92			
CSCD	065	CSCD		1,265,317.08	1,265,317.08			
CSCD	066	CRTC		863,727.05	863,727.05			
CSCD	069	SUB. ABUSE		52,513.33	52,513.33			
OPER	071	ST & MPL FEES		22,637.77	22,637.77			
OPER	072	CCC		74,418.76	74,418.76			
OPER	073	GRAFFITI		636.90	636.90			
OPER	077	Unclaimed Property		27,487.05	27,487.05			
OPER	078	Bail Bond Board		632,000.00	0.00	222,000.00	410,000.00	
BOND	080	2018 IS		0.00	0.00			
BOND	081	2017 IS		0.00	0.00			
OPER	082	JUDICIAL-Dist/JP		35,055.21	35,055.21			
OPER	085	JUSTCT JP4 EQUIP		(373.36)	(373.36)			
OPER	088	09 TAN Construction		0.00	0.00			
BOND	089	2015 IS		564,306.93	564,306.93			
PAYL	095	PAYROLL		10,618.04	10,618.04			
OPER	097	LEOSE/Sheriff		30,639.90	30,639.90			
OPER	098	CRSFF		204.90	204.90			
OPER	100	CA LEOSE		556.77	556.77			
OPER	101	17 Construction		0.00	0.00			
OPER	102	Const 1 LEOSE		3,448.03	3,448.03			

Detailed by Type Monies Held by Treasurer Spieker

October 2021 Ending Balance

<u>Bank</u>							<u>Texpool</u>
<u>Account</u>	<u>#</u>	<u>FUND</u>	<u>TOTAL</u>	<u>Wells Fargo</u>	<u>Texas Class</u>	<u>CD's</u>	<u>TexpoolPrime</u>
OPER	103	Const 2 LEOSE	8,388.86	8,388.86			
OPER	104	Const 3 LEOSE	3,620.04	3,620.04			
OPER	105	Const 4 LEOSE	1,874.29	1,874.29			
OPER	106	CRTRANS	0.00	0.00			
CSCD	109	TCOMI	32,168.09	32,168.09			
OPER	110	JDPF	42,651.11	42,651.11			
OPER	111	CJ EXCESS	17,556.80	17,556.80			
OPER	112	JUV Restitution	621.45	621.45			
OPER	114	Child Safety	37,263.29	37,263.29			
CSCD	116	CRTC-Female	1,298,399.43	1,298,399.43			
OPER	117	JUV Unclaimed Rest	5,081.53	5,081.53			
OPER	120	2018 Construction	1,472,186.97	377,427.13	1,094,759.84		
PAYL	125	PAYL-Benefit	125.00	125.00			
CSCD	150	CCP	22,966.32	22,966.32			
CSCD	155	CCP	21,625.39	21,625.39			
CSCD	156	CCP	22,730.66	22,730.66			
CSCD	157	Pretrail Diversion	56,076.39	56,076.39			
FORT	401	Sheriff	197,526.64	197,526.64			
JUV	503	Com Cor/Reg	89,216.79	89,216.79			
JUV	504	IV-E Prog Reg	146,900.96	146,900.96			
JUV	508	PSJPO/REG/123	14,115.03	14,115.03			
JUV	509	PY INT/Reg	12,000.98	12,000.98			
JUV	517	IV-E Prog Int Coke	9,883.87	9,883.87			
JUV	540	Grant "R" TGC	0.00	0.00			
JUV	541	Diversion TGC	(437.38)	(437.38)			
JUV	560	Basic Probation	22,487.93	22,487.93			
JUV	561	Community Programs	9,320.93	9,320.93			
JUV	562	Prepost SDJ	(10,824.67)	(10,824.67)			
JUV	563	Prepost SDJ	1,331.00	1,331.00			
JUV	564	Services Regional	1,339.42	1,339.42			
JUV	570	Grant A Basic	12,358.95	12,358.95			
JUV	571	Grant A CP	31,027.30	31,027.30			

Detailed by Type Monies Held by Treasurer Spieker

October 2021 Ending Balance

Bank Account	#	FUND	TOTAL	Wells Fargo	Texas Class	CD's	Texpool TexpoolPrime
JUV	572	Grant A PPA	94,899.14	94,899.14			
JUV	573	Grant A CD	(410.87)	(410.87)			
JUV	574	Grant A MH	9,654.55	9,654.55			
JUV	582	TYC	40,229.55	40,229.55			
JUV	583	IV-E Program	1,227,774.83	1,227,774.83			
JUV	595	GRANT M	3,774.94	3,774.94			
JUV	596	GRANT S	18,279.00	18,279.00			
JUV	597	IV-E Prog Int TGC	60,190.49	60,190.49			
JUV	599	PY INTEREST	7,227.75	7,227.75			
OPER	600	Mandated	46,441.48	46,441.48			
OPER	613	DA Grants	(23,135.45)	(23,135.45)			
OPER	625	CA Grants	(9,781.61)	(9,781.61)			
OPER	665	Adult PROB Grants	(1,830.05)	(1,830.05)			
OPER	654	Sheriff Grants	(16,145.63)	(16,145.63)			
OPER	699	Misc Block Grants	10,188,522.82	609,972.70	6,578,114.65		3,000,435.47
		TOTAL	\$52,800,047.46	\$ 15,575,269.56	\$18,537,722.89	\$5,179,818.36	\$13,507,236.65

0.00 Verify Balance Versus GL Net Zero **\$ 52,800,047.46**

- OPER Operating Bank Account **11010 \$ 15,575,269.56**
- BOND Debt Bank Account **115** \$ 37,224,777.90**
- CAFÉ' Cafeteria 125 IRS Trust
- LPPF Local Provider Participation Fund

- ZP CAFÉ' Zesch Pickett Cafeteria
- FORT Fortfeiture
- JUV Juvenile State Funds
- CSCD Adult State Funds
- PAYL Payroll
- GRANT Grant Funds
- WIRE Wire Clearing Account

Trial Balance

Cash	11010
Securities	11512
Certificates of Deposits	11513
Texas Class	11515
Texpool	11517
Texpool Prime	11518

11/10/2021 13:39
adam8298

TOM GREEN COUNTY
ACCOUNT SUMMARY TRIAL BALANCE FOR FY22/OCT TO OCT
FUND

P 1
glatrbal

ACCOUNT ACCOUNT NAME	BEG. BALANCE	ORG	DEBITS	CREDITS	NET CHANGE	END BALANCE
0001-00-000-000-0000-11010 - CASH	3,255,560.31	0001	6,992,536.05	7,874,192.53	-881,656.48	2,373,903.83
TOTALS FOR FUND 0001 GENERAL FUND	3,255,560.31		6,992,536.05	7,874,192.53	-881,656.48	2,373,903.83
0005 ROAD & BRIDGE PRECINCT 1 & 3 0005-00-000-000-0000-11010 - CASH	382,046.57	0005	121,193.81	92,559.98	28,633.83	410,680.40
TOTALS FOR FUND 0005 ROAD & BRIDGE PRECINCT 1 & 3	382,046.57		121,193.81	92,559.98	28,633.83	410,680.40
0006 ROAD & BRIDGE PRECINCT 2 & 4 0006-00-000-000-0000-11010 - CASH	287,475.63	0006	40,939.72	53,711.74	-12,772.02	274,703.61
TOTALS FOR FUND 0006 ROAD & BRIDGE PRECINCT 2 & 4	287,475.63		40,939.72	53,711.74	-12,772.02	274,703.61
0009 CAFETERIA PLAN TRUST 0009-00-000-000-0000-11010 - CASH	36,287.23	0009	4,846.36	2,533.14	2,313.22	38,600.45
TOTALS FOR FUND 0009 CAFETERIA PLAN TRUST	36,287.23		4,846.36	2,533.14	2,313.22	38,600.45
0010 COUNTY LAW LIBRARY 0010-00-000-000-0000-11010 - CASH	123,655.30	0010	4,426.87	4,824.29	-397.42	123,257.88
TOTALS FOR FUND 0010 COUNTY LAW LIBRARY	123,655.30		4,426.87	4,824.29	-397.42	123,257.88
0011 CAFETERIA/ZP 0011-00-000-000-0000-11010 - CASH	2,500.00	0011	2,533.14	2,533.14	.00	2,500.00
TOTALS FOR FUND 0011 CAFETERIA/ZP	2,500.00		2,533.14	2,533.14	.00	2,500.00
0012 JUSTICE COURT TECHNOLOGY 0012-00-000-000-0000-11010 - CASH	19,602.15	0012	2,385.56	363.75	2,021.81	21,623.96
TOTALS FOR FUND 0012 JUSTICE COURT TECHNOLOGY	19,602.15		2,385.56	363.75	2,021.81	21,623.96
0013 DISTRICT CLERK TECHNOLOGY FUND 0013-00-000-000-0000-11010 - CASH	64,428.98	0013	763.59	.00	763.59	65,192.57

11/10/2021 13:39
adam8298

TOM GREEN COUNTY
ACCOUNT SUMMARY TRIAL BALANCE FOR FY22/OCT TO OCT
FUND

P 2
glatrbal

ACCOUNT ACCOUNT NAME	BEG. BALANCE	ORG	DEBITS	CREDITS	NET CHANGE	END BALANCE
TOTALS FOR FUND 0013 DISTRICT CLERK TECHNOLOGY FUND	64,428.98		763.59	.00	763.59	65,192.57
0015 LIBRARY DONATIONS 0015-00-000-000-0000-11010 - CASH	303,186.83	0015	2,084.91	1,351.23	733.68	303,920.51
TOTALS FOR FUND 0015 LIBRARY DONATIONS	303,186.83		2,084.91	1,351.23	733.68	303,920.51
0016 COUNTY RECORDS MGMT FUND 0016-00-000-000-0000-11010 - CASH	10,759.42	0016	399.80	.00	399.80	11,159.22
TOTALS FOR FUND 0016 COUNTY RECORDS MGMT FUND	10,759.42		399.80	.00	399.80	11,159.22
0018 COURTHOUSE SECURITY 0018-00-000-000-0000-11010 - CASH	49,543.83	0018	2,942.66	40,437.49	-37,494.83	12,049.00
TOTALS FOR FUND 0018 COURTHOUSE SECURITY	49,543.83		2,942.66	40,437.49	-37,494.83	12,049.00
0019 COUNTY RECORDS MANAGEMENT 0019-00-000-000-0000-11010 - CASH	65,050.55	0019	2,388.78	12,888.85	-10,500.07	54,550.48
TOTALS FOR FUND 0019 COUNTY RECORDS MANAGEMENT	65,050.55		2,388.78	12,888.85	-10,500.07	54,550.48
0021 CRISIS INTERVENTION DONATIONS 0021-00-000-000-0000-11010 - CASH	15,178.67	0021	200.00	225.00	-25.00	15,153.67
TOTALS FOR FUND 0021 CRISIS INTERVENTION DONATIONS	15,178.67		200.00	225.00	-25.00	15,153.67
0022 LIBRARY BATES FUND 0022-00-000-000-0000-11010 - CASH	81,916.01	0022	.00	.00	.00	81,916.01
TOTALS FOR FUND 0022 LIBRARY BATES FUND	81,916.01		.00	.00	.00	81,916.01
0023 DISTRICT/COUNTY CRT TECH FUND 0023-00-000-000-0000-11010 - CASH	14,073.12	0023	28.16	.00	28.16	14,101.28

6

11/10/2021 13:39
adam8298

TOM GREEN COUNTY
ACCOUNT SUMMARY TRIAL BALANCE FOR FY22/OCT TO OCT
FUND

P 3
glatrbal

ACCOUNT ACCOUNT NAME	BEG. BALANCE	ORG	DEBITS	CREDITS	NET CHANGE	END BALANCE
TOTALS FOR FUND 0023 DISTRICT/COUNTY CRT TECH FUND	14,073.12		28.16	.00	28.16	14,101.28
0024 SPECIALTY COURT 0024-00-000-000-0000-11010 - CASH	11,976.29	0024	.00	.00	.00	11,976.29
TOTALS FOR FUND 0024 SPECIALTY COURT	11,976.29		.00	.00	.00	11,976.29
0026 SPECIAL VENUE TRIALS RESERVE 0026-00-000-000-0000-11010 - CASH	750,000.00	0026	.00	.00	.00	750,000.00
TOTALS FOR FUND 0026 SPECIAL VENUE TRIALS RESERVE	750,000.00		.00	.00	.00	750,000.00
0027 TX COMMUNITY DEV BLOCK GRANT 0027-00-000-000-0000-11010 - CASH	5.00	0027	.00	.00	.00	5.00
TOTALS FOR FUND 0027 TX COMMUNITY DEV BLOCK GRANT	5.00		.00	.00	.00	5.00
0028 TRUANCY PREVENTION & DIVERSION 0028-00-000-000-0000-11010 - CASH	74,047.46	0028	2,259.42	.00	2,259.42	76,306.88
TOTALS FOR FUND 0028 TRUANCY PREVENTION & DIVERSION	74,047.46		2,259.42	.00	2,259.42	76,306.88
0030 CNTY CLERK PRESERV & ARCHIVE 0030-00-000-000-0000-11010 - CASH	237,868.15	0030	19,559.00	1,738.69	17,820.31	255,688.46
TOTALS FOR FUND 0030 CNTY CLERK PRESERV & ARCHIVE	237,868.15		19,559.00	1,738.69	17,820.31	255,688.46
0031 GUARDIANSHIP FUND 0031-00-000-000-0000-11010 - CASH	20,004.75	0031	709.08	.00	709.08	20,713.83
TOTALS FOR FUND 0031 GUARDIANSHIP FUND	20,004.75		709.08	.00	709.08	20,713.83
0032 CNTY CLERK ARCHIVE 0032-00-000-000-0000-11010 - CASH	236,829.68	0032	17,977.27	8,717.11	9,260.16	246,089.84

11/10/2021 13:39
adam8298

TOM GREEN COUNTY
ACCOUNT SUMMARY TRIAL BALANCE FOR FY22/OCT TO OCT
FUND

P 4
glatrbal

ACCOUNT NAME	BEG. BALANCE	ORG	DEBITS	CREDITS	NET CHANGE	END BALANCE
TOTALS FOR FUND 0032 CNTY CLERK ARCHIVE	236,829.68		17,977.27	8,717.11	9,260.16	246,089.84
0035 CHILD ABUSE PREVENTION 0035-00-000-000-0000-11010 - CASH	263.17	0035	19.22	.00	19.22	282.39
TOTALS FOR FUND 0035 CHILD ABUSE PREVENTION	263.17		19.22	.00	19.22	282.39
0036 THIRD COURT OF APPEALS 0036-00-000-000-0000-11010 - CASH	1,040.77	0036	632.41	1,015.77	-383.36	657.41
TOTALS FOR FUND 0036 THIRD COURT OF APPEALS	1,040.77		632.41	1,015.77	-383.36	657.41
0037 JUSTICE COURT SECURITY 0037-00-000-000-0000-11010 - CASH	123,358.87	0037	2,353.22	503.88	1,849.34	125,208.21
TOTALS FOR FUND 0037 JUSTICE COURT SECURITY	123,358.87		2,353.22	503.88	1,849.34	125,208.21
0038 WASTEWATER TREATMENT 0038-00-000-000-0000-11010 - CASH	450.00	0038	170.00	.00	170.00	620.00
TOTALS FOR FUND 0038 WASTEWATER TREATMENT	450.00		170.00	.00	170.00	620.00
0041 CA PRETRIAL DIVERSION FUND 0041-00-000-000-0000-11010 - CASH	35,013.47	0041	3,500.00	1,800.77	1,699.23	36,712.70
TOTALS FOR FUND 0041 CA PRETRIAL DIVERSION FUND	35,013.47		3,500.00	1,800.77	1,699.23	36,712.70
0043 DA PRETRIAL DIVERSION FUND 0043-00-000-000-0000-11010 - CASH	79,507.96	0043	2,000.00	2,239.97	-239.97	79,267.99
TOTALS FOR FUND 0043 DA PRETRIAL DIVERSION FUND	79,507.96		2,000.00	2,239.97	-239.97	79,267.99
0045 COUNTY ATTY FEE 0045-00-000-000-0000-11010 - CASH	4,979.93	0045	30.76	376.82	-346.06	4,633.87

11/10/2021 13:39
adam8298

TOM GREEN COUNTY
ACCOUNT SUMMARY TRIAL BALANCE FOR FY22/OCT TO OCT
FUND

P 5
glatrbal

ACCOUNT ACCOUNT NAME	BEG. BALANCE	ORG	DEBITS	CREDITS	NET CHANGE	END BALANCE
TOTALS FOR FUND 0045 COUNTY ATTY FEE	4,979.93		30.76	376.82	-346.06	4,633.87
0047 JUROR DONATIONS 0047-00-000-000-0000-11010 - CASH	1,296.00	0047	.00	.00	.00	1,296.00
TOTALS FOR FUND 0047 JUROR DONATIONS	1,296.00		.00	.00	.00	1,296.00
0048 ELECTION CONTRACT SERVICES 0048-00-000-000-0000-11010 - CASH	138,505.39	0048	682.42	9,000.00	-8,317.58	130,187.81
TOTALS FOR FUND 0048 ELECTION CONTRACT SERVICES	138,505.39		682.42	9,000.00	-8,317.58	130,187.81
0050 51ST DISTRICT ATTY FEE 0050-00-000-000-0000-11010 - CASH	2,575.45	0050	.00	.00	.00	2,575.45
TOTALS FOR FUND 0050 51ST DISTRICT ATTY FEE	2,575.45		.00	.00	.00	2,575.45
0051 LATERAL ROAD 0051-00-000-000-0000-11010 - CASH	5,933.37	0051	33,899.51	.00	33,899.51	39,832.88
TOTALS FOR FUND 0051 LATERAL ROAD	5,933.37		33,899.51	.00	33,899.51	39,832.88
0052 51ST DISTRICT ATTY FORFEITURE 0052-00-000-000-0000-11010 - CASH	737,327.77	0052	.00	1,897.51	-1,897.51	735,430.26
TOTALS FOR FUND 0052 51ST DISTRICT ATTY FORFEITURE	737,327.77		.00	1,897.51	-1,897.51	735,430.26
0053 51ST DA OUTERCOUNTY 0053-00-000-000-0000-11010 - CASH	.00	0053	.00	498.27	-498.27	-498.27
TOTALS FOR FUND 0053 51ST DA OUTERCOUNTY	.00		.00	498.27	-498.27	-498.27
0054 LOCAL PROVIDER PARTICIPATION 0054-00-000-000-0000-11010 - CASH	5,500,708.90	0054	.00	3,898,125.83	-3,898,125.83	1,602,583.07

11/10/2021 13:39
adam8298

TOM GREEN COUNTY
ACCOUNT SUMMARY TRIAL BALANCE FOR FY22/OCT TO OCT
FUND

P 6
glatrbal

ACCOUNT ACCOUNT NAME	BEG. BALANCE	ORG	DEBITS	CREDITS	NET CHANGE	END BALANCE
TOTALS FOR FUND 0054 LOCAL PROVIDER PARTICIPATION	5,500,708.90		.00	3,898,125.83	-3,898,125.83	1,602,583.07
0055 119TH DISTRICT ATTY FEE 0055-00-000-000-0000-11010 - CASH	5,627.15	0055	8.57	.00	8.57	5,635.72
TOTALS FOR FUND 0055 119TH DISTRICT ATTY FEE	5,627.15		8.57	.00	8.57	5,635.72
0056 CIVIL STATE FEES 0056-00-000-000-0000-11010 - CASH	140,505.03	0056	34,545.38	143,252.25	-108,706.87	31,798.16
TOTALS FOR FUND 0056 CIVIL STATE FEES	140,505.03		34,545.38	143,252.25	-108,706.87	31,798.16
0058 119TH DISTRICT ATTY FORFEITURE 0058-00-000-000-0000-11010 - CASH	30,937.10	0058	.00	879.08	-879.08	30,058.02
TOTALS FOR FUND 0058 119TH DISTRICT ATTY FORFEITURE	30,937.10		.00	879.08	-879.08	30,058.02
0059 119TH DA OUTERCOUNTY 0059-00-000-000-0000-11010 - CASH	.00	0059	.00	1,771.42	-1,771.42	-1,771.42
TOTALS FOR FUND 0059 119TH DA OUTERCOUNTY	.00		.00	1,771.42	-1,771.42	-1,771.42
0061 BATTERING INTER & PREV PRGM 0061-00-000-000-0000-11010 - CASH	11,386.53	0061	600.00	3,418.56	-2,818.56	8,567.97
TOTALS FOR FUND 0061 BATTERING INTER & PREV PRGM	11,386.53		600.00	3,418.56	-2,818.56	8,567.97
0062 AIC/ACC ADDITIONAL FUNDING 0062-00-000-000-0000-11010 - CASH	-112,025.27	0062	109,020.47	33,348.85	75,671.62	-36,353.65
TOTALS FOR FUND 0062 AIC/ACC ADDITIONAL FUNDING	-112,025.27		109,020.47	33,348.85	75,671.62	-36,353.65
0063 CONCHO VALLEY TAIP 0063-00-000-000-0000-11010 - CASH	106,794.42	0063	845.00	16,750.23	-15,905.23	90,889.19

11/10/2021 13:39
adam8298

TOM GREEN COUNTY
ACCOUNT SUMMARY TRIAL BALANCE FOR FY22/OCT TO OCT
FUND

P 7
glatrbal

ACCOUNT ACCOUNT NAME	BEG. BALANCE	ORG	DEBITS	CREDITS	NET CHANGE	END BALANCE
TOTALS FOR FUND 0063 CONCHO VALLEY TAIP	106,794.42		845.00	16,750.23	-15,905.23	90,889.19
0064 CONCHO VALLEY DRUG COURT 0064-00-000-000-0000-11010 - CASH	24,377.50	0064	1,183.00	5,156.58	-3,973.58	20,403.92
TOTALS FOR FUND 0064 CONCHO VALLEY DRUG COURT	24,377.50		1,183.00	5,156.58	-3,973.58	20,403.92
0065 CSCD BASIC SUPERVISION 0065-00-000-000-0000-11010 - CASH	1,338,432.64	0065	121,360.44	194,476.00	-73,115.56	1,265,317.08
TOTALS FOR FUND 0065 CSCD BASIC SUPERVISION	1,338,432.64		121,360.44	194,476.00	-73,115.56	1,265,317.08
0066 CRTC MALE CCF 0066-00-000-000-0000-11010 - CASH	1,163,084.38	0066	11,005.06	310,362.39	-299,357.33	863,727.05
TOTALS FOR FUND 0066 CRTC MALE CCF	1,163,084.38		11,005.06	310,362.39	-299,357.33	863,727.05
0069 SUBSTANCE ABUSE CASELOAD 0069-00-000-000-0000-11010 - CASH	66,964.94	0069	.00	14,451.61	-14,451.61	52,513.33
TOTALS FOR FUND 0069 SUBSTANCE ABUSE CASELOAD	66,964.94		.00	14,451.61	-14,451.61	52,513.33
0071 STATE & MUNICIPAL FEES 0071-00-000-000-0000-11010 - CASH	29,248.65	0071	19,664.03	26,274.91	-6,610.88	22,637.77
TOTALS FOR FUND 0071 STATE & MUNICIPAL FEES	29,248.65		19,664.03	26,274.91	-6,610.88	22,637.77
0072 CRIMINAL STATE FEES 0072-00-000-000-0000-11010 - CASH	218,103.45	0072	74,583.76	218,268.45	-143,684.69	74,418.76
TOTALS FOR FUND 0072 CRIMINAL STATE FEES	218,103.45		74,583.76	218,268.45	-143,684.69	74,418.76
0073 GRAFFITI ERADICATION 0073-00-000-000-0000-11010 - CASH	636.90	0073	.00	.00	.00	636.90

11/10/2021 13:39
adam8298

TOM GREEN COUNTY
ACCOUNT SUMMARY TRIAL BALANCE FOR FY22/OCT TO OCT
FUND

P 8
glatrbal

ACCOUNT ACCOUNT NAME	BEG. BALANCE	ORG	DEBITS	CREDITS	NET CHANGE	END BALANCE
TOTALS FOR FUND 0073 GRAFFITI ERADICATION	636.90		.00	.00	.00	636.90
0077 UNCLAIMED PROPERTY FUND 0077-00-000-000-0000-11010 - CASH	31,512.18	0077	10.39	4,035.52	-4,025.13	27,487.05
TOTALS FOR FUND 0077 UNCLAIMED PROPERTY FUND	31,512.18		10.39	4,035.52	-4,025.13	27,487.05
0078 BAIL BOND COLLATERAL 0078-00-000-000-0000-11010 - CASH	.00	0078	193.45	193.45	.00	.00
TOTALS FOR FUND 0078 BAIL BOND COLLATERAL	.00		193.45	193.45	.00	.00
0082 JUDICIAL EFFICIENCY 0082-00-000-000-0000-11010 - CASH	34,061.32	0082	1,366.59	372.70	993.89	35,055.21
TOTALS FOR FUND 0082 JUDICIAL EFFICIENCY	34,061.32		1,366.59	372.70	993.89	35,055.21
0085 JUSTICE COURT SUPPORT FUND 0085-00-000-000-0000-11010 - CASH	.00	0085	.00	373.36	-373.36	-373.36
TOTALS FOR FUND 0085 JUSTICE COURT SUPPORT FUND	.00		.00	373.36	-373.36	-373.36
0089 COB INTEREST & SINKING 0089-00-000-000-0000-11010 - CASH	551,234.70	0089	13,072.23	.00	13,072.23	564,306.93
TOTALS FOR FUND 0089 COB INTEREST & SINKING	551,234.70		13,072.23	.00	13,072.23	564,306.93
0095 PAYROLL 0095-00-000-000-0000-11010 - CASH	5,491.65	0095	5,129,417.29	5,124,290.90	5,126.39	10,618.04
TOTALS FOR FUND 0095 PAYROLL	5,491.65		5,129,417.29	5,124,290.90	5,126.39	10,618.04
0097 SHERIFF LEOSE 0097-00-000-000-0000-11010 - CASH	30,639.90	0097	.00	.00	.00	30,639.90

11/10/2021 13:39
adam8298

TOM GREEN COUNTY
ACCOUNT SUMMARY TRIAL BALANCE FOR FY22/OCT TO OCT
FUND

P 9
glatrbal

ACCOUNT ACCOUNT NAME	BEG. BALANCE	ORG	DEBITS	CREDITS	NET CHANGE	END BALANCE
TOTALS FOR FUND 0097 SHERIFF LEOSE	30,639.90		.00	.00	.00	30,639.90
0098 CHILD RESTRAINT STATE FEE 0098-00-000-000-0000-11010 - CASH	8,982.43	0098	204.90	8,982.43	-8,777.53	204.90
TOTALS FOR FUND 0098 CHILD RESTRAINT STATE FEE	8,982.43		204.90	8,982.43	-8,777.53	204.90
0100 COUNTY ATTORNEY LEOSE 0100-00-000-000-0000-11010 - CASH	556.77	0100	.00	.00	.00	556.77
TOTALS FOR FUND 0100 COUNTY ATTORNEY LEOSE	556.77		.00	.00	.00	556.77
0102 CONSTABLE #1 LEOSE 0102-00-000-000-0000-11010 - CASH	3,448.03	0102	.00	.00	.00	3,448.03
TOTALS FOR FUND 0102 CONSTABLE #1 LEOSE	3,448.03		.00	.00	.00	3,448.03
0103 CONSTABLE #2 LEOSE 0103-00-000-000-0000-11010 - CASH	8,388.86	0103	.00	.00	.00	8,388.86
TOTALS FOR FUND 0103 CONSTABLE #2 LEOSE	8,388.86		.00	.00	.00	8,388.86
0104 CONSTABLE #3 LEOSE 0104-00-000-000-0000-11010 - CASH	3,620.04	0104	.00	.00	.00	3,620.04
TOTALS FOR FUND 0104 CONSTABLE #3 LEOSE	3,620.04		.00	.00	.00	3,620.04
0105 CONSTABLE #4 LEOSE 0105-00-000-000-0000-11010 - CASH	1,874.29	0105	.00	.00	.00	1,874.29
TOTALS FOR FUND 0105 CONSTABLE #4 LEOSE	1,874.29		.00	.00	.00	1,874.29
0109 MHI SPEC NEEDS OFFENDER 0109-00-000-000-0000-11010 - CASH	35,349.77	0109	10.04	3,191.72	-3,181.68	32,168.09

11/10/2021 13:39
adam8298

TOM GREEN COUNTY
ACCOUNT SUMMARY TRIAL BALANCE FOR FY22/OCT TO OCT
FUND

P 10
glatrbal

ACCOUNT ACCOUNT NAME	BEG. BALANCE	ORG	DEBITS	CREDITS	NET CHANGE	END BALANCE
TOTALS FOR FUND 0109 MHI SPEC NEEDS OFFENDER	35,349.77		10.04	3,191.72	-3,181.68	32,168.09
0110 JUVENILE DEFERRED PROCESSING 0110-00-000-000-0000-11010 - CASH	42,531.11	0110	120.00	.00	120.00	42,651.11
TOTALS FOR FUND 0110 JUVENILE DEFERRED PROCESSING	42,531.11		120.00	.00	120.00	42,651.11
0111 EXCESS CONTRIBUTIONS 0111-00-000-000-0000-11010 - CASH	17,556.80	0111	.00	.00	.00	17,556.80
TOTALS FOR FUND 0111 EXCESS CONTRIBUTIONS	17,556.80		.00	.00	.00	17,556.80
0112 JUVENILE RESTITUTION 0112-00-000-000-0000-11010 - CASH	451.45	0112	170.00	.00	170.00	621.45
TOTALS FOR FUND 0112 JUVENILE RESTITUTION	451.45		170.00	.00	170.00	621.45
0114 CHILD SAFETY FEE COUNTY SHARE 0114-00-000-000-0000-11010 - CASH	35,514.52	0114	1,748.77	.00	1,748.77	37,263.29
TOTALS FOR FUND 0114 CHILD SAFETY FEE COUNTY SHARE	35,514.52		1,748.77	.00	1,748.77	37,263.29
0116 CRFC FEMALE CCF 0116-00-000-000-0000-11010 - CASH	1,608,545.85	0116	14,811.07	324,957.49	-310,146.42	1,298,399.43
TOTALS FOR FUND 0116 CRFC FEMALE CCF	1,608,545.85		14,811.07	324,957.49	-310,146.42	1,298,399.43
0117 JUVENILE UNCLAIMED RESTITUTION 0117-00-000-000-0000-11010 - CASH	5,081.53	0117	.00	.00	.00	5,081.53
TOTALS FOR FUND 0117 JUVENILE UNCLAIMED RESTITUTION	5,081.53		.00	.00	.00	5,081.53
0120 2018 COB CAPITAL PROJECTS 0120-00-000-000-0000-11010 - CASH	426,089.43	0120	.00	48,662.30	-48,662.30	377,427.13

11/10/2021 13:39
adam8298

TOM GREEN COUNTY
ACCOUNT SUMMARY TRIAL BALANCE FOR FY22/OCT TO OCT
FUND

P 11
glatrbal

ACCOUNT NAME	BEG. BALANCE	ORG	DEBITS	CREDITS	NET CHANGE	END BALANCE
TOTALS FOR FUND 0120						
2018 COB CAPITAL PROJECTS	426,089.43		.00	48,662.30	-48,662.30	377,427.13
0125 TGC BENEFITS TRUST						
0125-00-000-000-0000-11010 - CASH	.00	0125	399,444.99	399,319.99	125.00	125.00
TOTALS FOR FUND 0125	.00		399,444.99	399,319.99	125.00	125.00
TGC BENEFITS TRUST						
0150 COMMUNITY RE-ENRICHMENT WORK						
0150-00-000-000-0000-11010 - CASH	31,261.56	0150	.00	8,295.24	-8,295.24	22,966.32
TOTALS FOR FUND 0150	31,261.56		.00	8,295.24	-8,295.24	22,966.32
COMMUNITY RE-ENRICHMENT WORK						
0155 DOMESTIC VIOLENCE CASELOAD						
0155-00-000-000-0000-11010 - CASH	25,180.75	0155	.00	3,555.36	-3,555.36	21,625.39
TOTALS FOR FUND 0155	25,180.75		.00	3,555.36	-3,555.36	21,625.39
DOMESTIC VIOLENCE CASELOAD						
0156 SEX OFFENDER COUNSELING						
0156-00-000-000-0000-11010 - CASH	29,565.63	0156	2,749.00	9,583.97	-6,834.97	22,730.66
TOTALS FOR FUND 0156	29,565.63		2,749.00	9,583.97	-6,834.97	22,730.66
SEX OFFENDER COUNSELING						
0157 PRETRIAL DIVERSION PROGRAM						
0157-00-000-000-0000-11010 - CASH	61,574.27	0157	.00	5,497.88	-5,497.88	56,076.39
TOTALS FOR FUND 0157	61,574.27		.00	5,497.88	-5,497.88	56,076.39
PRETRIAL DIVERSION PROGRAM						
0401 SHERIFF FORFEITURE						
0401-00-000-000-0000-11010 - CASH	197,635.78	0401	.00	109.14	-109.14	197,526.64
TOTALS FOR FUND 0401	197,635.78		.00	109.14	-109.14	197,526.64
SHERIFF FORFEITURE						
0500 STATE AID REGIONAL						
0500-00-000-000-0000-11010 - CASH	.00	0500	292,648.05	292,648.05	.00	.00

11/10/2021 13:39
adam8298

TOM GREEN COUNTY
ACCOUNT SUMMARY TRIAL BALANCE FOR FY22/OCT TO OCT
FUND

P 12
glatrbal

ACCOUNT ACCOUNT NAME	BEG. BALANCE	ORG	DEBITS	CREDITS	NET CHANGE	END BALANCE
TOTALS FOR FUND 0500 STATE AID REGIONAL	.00		292,648.05	292,648.05	.00	.00
0503 COMM CORRECTIONS LOCAL 0503-00-000-000-0000-11010 - CASH	92,542.55	0503	.00	3,325.76	-3,325.76	89,216.79
TOTALS FOR FUND 0503 COMM CORRECTIONS LOCAL	92,542.55		.00	3,325.76	-3,325.76	89,216.79
0504 TITLE IV E REGIONAL 0504-00-000-000-0000-11010 - CASH	146,900.96	0504	.00	.00	.00	146,900.96
TOTALS FOR FUND 0504 TITLE IV E REGIONAL	146,900.96		.00	.00	.00	146,900.96
0508 TYC REGIONAL 0508-00-000-000-0000-11010 - CASH	14,115.03	0508	.00	.00	.00	14,115.03
TOTALS FOR FUND 0508 TYC REGIONAL	14,115.03		.00	.00	.00	14,115.03
0509 PRIOR YR INTEREST REGIONAL 0509-00-000-000-0000-11010 - CASH	12,000.98	0509	.00	.00	.00	12,000.98
TOTALS FOR FUND 0509 PRIOR YR INTEREST REGIONAL	12,000.98		.00	.00	.00	12,000.98
0517 TITLE IV E INT COKE 0517-00-000-000-0000-11010 - CASH	9,883.87	0517	.00	.00	.00	9,883.87
TOTALS FOR FUND 0517 TITLE IV E INT COKE	9,883.87		.00	.00	.00	9,883.87
0540 GRANT R; TGC; REG 0540-00-000-000-0000-11010 - CASH	-11,941.05	0540	11,941.05	.00	11,941.05	.00
TOTALS FOR FUND 0540 GRANT R; TGC; REG	-11,941.05		11,941.05	.00	11,941.05	.00
0541 TGC DIVERSION GRANT 0541-00-000-000-0000-11010 - CASH	.00	0541	.00	437.38	-437.38	-437.38

11/10/2021 13:39
adam8298

TOM GREEN COUNTY
ACCOUNT SUMMARY TRIAL BALANCE FOR FY22/OCT TO OCT
FUND

P 13
glatrbal

ACCOUNT ACCOUNT NAME	BEG. BALANCE	ORG	DEBITS	CREDITS	NET CHANGE	END BALANCE
TOTALS FOR FUND 0541 TGC DIVERSION GRANT	.00		.00	437.38	-437.38	-437.38
0560 BASIC PROBATION SERVICES-REG 0560-00-000-000-0000-11010 - CASH	3,696.80	0560	26,390.00	7,598.87	18,791.13	22,487.93
TOTALS FOR FUND 0560 BASIC PROBATION SERVICES-REG	3,696.80		26,390.00	7,598.87	18,791.13	22,487.93
0561 COMMUNITY PROGRAMS-REGIONAL 0561-00-000-000-0000-11010 - CASH	1,875.60	0561	10,732.00	3,286.67	7,445.33	9,320.93
TOTALS FOR FUND 0561 COMMUNITY PROGRAMS-REGIONAL	1,875.60		10,732.00	3,286.67	7,445.33	9,320.93
0562 PRE & POST ADJUDICATION - REG 0562-00-000-000-0000-11010 - CASH	-12,928.97	0562	8,035.00	5,930.70	2,104.30	-10,824.67
TOTALS FOR FUND 0562 PRE & POST ADJUDICATION - REG	-12,928.97		8,035.00	5,930.70	2,104.30	-10,824.67
0563 COMMITMENT DIVERSION - REG 0563-00-000-000-0000-11010 - CASH	1.00	0563	1,330.00	.00	1,330.00	1,331.00
TOTALS FOR FUND 0563 COMMITMENT DIVERSION - REG	1.00		1,330.00	.00	1,330.00	1,331.00
0564 MENTAL HEALTH SERVICES - REG 0564-00-000-000-0000-11010 - CASH	-598.89	0564	2,801.00	862.69	1,938.31	1,339.42
TOTALS FOR FUND 0564 MENTAL HEALTH SERVICES - REG	-598.89		2,801.00	862.69	1,938.31	1,339.42
0570 BASIC PROBATION SUPERVISION 0570-00-000-000-0000-11010 - CASH	-6,672.29	0570	25,918.00	6,886.76	19,031.24	12,358.95
TOTALS FOR FUND 0570 BASIC PROBATION SUPERVISION	-6,672.29		25,918.00	6,886.76	19,031.24	12,358.95
0571 COMMUNITY PROGRAMS 0571-00-000-000-0000-11010 - CASH	-7,129.52	0571	55,370.00	17,213.18	38,156.82	31,027.30

11/10/2021 13:39
adam8298

TOM GREEN COUNTY
ACCOUNT SUMMARY TRIAL BALANCE FOR FY22/OCT TO OCT
FUND

P 14
glatrbal

ACCOUNT ACCOUNT NAME	BEG. BALANCE	ORG	DEBITS	CREDITS	NET CHANGE	END BALANCE
TOTALS FOR FUND 0571 COMMUNITY PROGRAMS	-7,129.52		55,370.00	17,213.18	38,156.82	31,027.30
0572 PRE & POST ADJUDICATION 0572-00-000-000-0000-11010 - CASH	-640.02	0572	102,460.00	6,920.84	95,539.16	94,899.14
TOTALS FOR FUND 0572 PRE & POST ADJUDICATION	-640.02		102,460.00	6,920.84	95,539.16	94,899.14
0573 COMMITMENT DIVERSION 0573-00-000-000-0000-11010 - CASH	.00	0573	4,136.00	4,546.87	-410.87	-410.87
TOTALS FOR FUND 0573 COMMITMENT DIVERSION	.00		4,136.00	4,546.87	-410.87	-410.87
0574 MENTAL HEALTH SERVICES 0574-00-000-000-0000-11010 - CASH	-1,807.57	0574	14,970.00	3,507.88	11,462.12	9,654.55
TOTALS FOR FUND 0574 MENTAL HEALTH SERVICES	-1,807.57		14,970.00	3,507.88	11,462.12	9,654.55
0582 TYC TGC PAROLE SERVICES 0582-00-000-000-0000-11010 - CASH	37,928.55	0582	2,301.00	.00	2,301.00	40,229.55
TOTALS FOR FUND 0582 TYC TGC PAROLE SERVICES	37,928.55		2,301.00	.00	2,301.00	40,229.55
0583 TITLE IV E TGC 0583-00-000-000-0000-11010 - CASH	1,227,880.22	0583	.00	105.39	-105.39	1,227,774.83
TOTALS FOR FUND 0583 TITLE IV E TGC	1,227,880.22		.00	105.39	-105.39	1,227,774.83
0595 SPECIAL NEEDS DIVERSIONARY PRM 0595-00-000-000-0000-11010 - CASH	-1,739.91	0595	7,985.00	2,470.15	5,514.85	3,774.94
TOTALS FOR FUND 0595 SPECIAL NEEDS DIVERSIONARY PRM	-1,739.91		7,985.00	2,470.15	5,514.85	3,774.94
0596 PIDPP - GRANT "S" 0596-00-000-000-0000-11010 - CASH	.00	0596	18,279.00	.00	18,279.00	18,279.00

11/10/2021 13:39
adam8298

TOM GREEN COUNTY
ACCOUNT SUMMARY TRIAL BALANCE FOR FY22/OCT TO OCT
FUND

P 15
glatrbal

ACCOUNT ACCOUNT NAME	BEG. BALANCE	ORG	DEBITS	CREDITS	NET CHANGE	END BALANCE
TOTALS FOR FUND 0596 PIDPP - GRANT "S"	.00		18,279.00	.00	18,279.00	18,279.00
0597 TITLE IV E INT TGC 0597-00-000-000-0000-11010 - CASH	60,190.49	0597	.00	.00	.00	60,190.49
TOTALS FOR FUND 0597 TITLE IV E INT TGC	60,190.49		.00	.00	.00	60,190.49
0599 PRIOR YR INTEREST TGC 0599-00-000-000-0000-11010 - CASH	7,227.75	0599	.00	.00	.00	7,227.75
TOTALS FOR FUND 0599 PRIOR YR INTEREST TGC	7,227.75		.00	.00	.00	7,227.75
0600 REIM FOR MANDATED FUNDING 0600-00-000-000-0000-11010 - CASH	15,254.11	0600	35,438.25	4,250.88	31,187.37	46,441.48
TOTALS FOR FUND 0600 REIM FOR MANDATED FUNDING	15,254.11		35,438.25	4,250.88	31,187.37	46,441.48
0613 DISTRICT ATTY GRANTS 0613-00-000-000-0000-11010 - CASH	-23,731.67	0613	7,258.87	6,662.65	596.22	-23,135.45
TOTALS FOR FUND 0613 DISTRICT ATTY GRANTS	-23,731.67		7,258.87	6,662.65	596.22	-23,135.45
0625 COUNTY ATTY GRANTS 0625-00-000-000-0000-11010 - CASH	-11,096.47	0625	4,601.55	3,286.69	1,314.86	-9,781.61
TOTALS FOR FUND 0625 COUNTY ATTY GRANTS	-11,096.47		4,601.55	3,286.69	1,314.86	-9,781.61
0654 SHERIFF GRANTS 0654-00-000-000-0000-11010 - CASH	-16,914.60	0654	4,562.40	3,793.43	768.97	-16,145.63
TOTALS FOR FUND 0654 SHERIFF GRANTS	-16,914.60		4,562.40	3,793.43	768.97	-16,145.63
0665 ADULT PROBATION GRANTS 0665-00-000-000-0000-11010 - CASH	.00	0665	.00	1,830.05	-1,830.05	-1,830.05

11/10/2021 13:39
adam8298

| TOM GREEN COUNTY
| ACCOUNT SUMMARY TRIAL BALANCE FOR FY22/OCT TO OCT
FUND

| P 16
| glatrbal

ACCOUNT ACCOUNT NAME	BEG. BALANCE	ORG	DEBITS	CREDITS	NET CHANGE	END BALANCE
TOTALS FOR FUND 0665 ADULT PROBATION GRANTS	.00		.00	1,830.05	-1,830.05	-1,830.05
0699 BLOCK GRANTS 0699-00-000-000-0000-11010 - CASH	928,411.12	0699	48,660.00	367,098.42	-318,438.42	609,972.70
TOTALS FOR FUND 0699 BLOCK GRANTS	928,411.12		48,660.00	367,098.42	-318,438.42	609,972.70
REPORT TOTALS	21,355,887.09		13,883,413.32	19,664,030.85	-5,780,617.53	15,575,269.56

** END OF REPORT - Generated by ADAM NUNEZ **

11/10/2021 13:42
adam8298

| TOM GREEN COUNTY
| ACCOUNT SUMMARY TRIAL BALANCE FOR FY22/OCT TO OCT
FUND

| P 1
| glatrbal

ACCOUNT ACCOUNT NAME	BEG. BALANCE	ORG	DEBITS	CREDITS	NET CHANGE	END BALANCE
0001-00-000-000-0000-11513 - CERTIFICATE OF DEPOSITS	5,197,818.36	0001	.00	428,000.00	-428,000.00	4,769,818.36
0001-00-000-000-0000-11515 - TEXAS CLASS	13,642,848.40	0001	7.98	3,000,007.98	-3,000,000.00	10,642,848.40
0001-00-000-000-0000-11517 - TEXPOOL INVESTMENTS	5,252,005.57	0001	.00	.00	.00	5,252,005.57
0001-00-000-000-0000-11518 - TEXPOOL PRIME INVESTMENTS	5,254,795.61	0001	.00	.00	.00	5,254,795.61
TOTALS FOR FUND 0001 GENERAL FUND	29,347,467.94		7.98	3,428,007.98	-3,428,000.00	25,919,467.94
0078 BAIL BOND COLLATERAL 0078-00-000-000-0000-11513 - CERTIFICATE OF DEPOSITS	410,000.00	0078	.00	.00	.00	410,000.00
0078-00-000-000-0000-11515 -CLEAR TEXAS CLASS	175,154.53	0078	6.35	160.88	-154.53	175,000.00
0078-00-000-000-0000-11515 -JENKI TEXAS CLASS	20,012.12	0078	.71	12.83	-12.12	20,000.00
0078-00-000-000-0000-11515 -QUICK TEXAS CLASS	27,026.80	0078	.92	27.72	-26.80	27,000.00
TOTALS FOR FUND 0078 BAIL BOND COLLATERAL	632,193.45		7.98	201.43	-193.45	632,000.00
0120 2018 COB CAPITAL PROJECTS 0120-00-000-000-0000-11515 - TEXAS CLASS	1,094,759.84	0120	.00	.00	.00	1,094,759.84
TOTALS FOR FUND 0120 2018 COB CAPITAL PROJECTS	1,094,759.84		.00	.00	.00	1,094,759.84
0699 BLOCK GRANTS 0699-00-000-000-0000-11515 -21011 TEXAS CLASS	6,578,114.65	0699	.00	.00	.00	6,578,114.65
0699-00-000-000-0000-11518 -21011 TEXPOOL PRIME INVESTMENTS	3,000,435.47	0699	.00	.00	.00	3,000,435.47
TOTALS FOR FUND 0699 BLOCK GRANTS	9,578,550.12		.00	.00	.00	9,578,550.12
REPORT TOTALS	40,652,971.35		15.96	3,428,209.41	-3,428,193.45	37,224,777.90

** END OF REPORT - Generated by ADAM NUNEZ **

Interest Earned

Bank Service Charge

Credit Card Balance

Electronic Filing Balance

Wells Fargo (Oper)

Texas Class (Annual Yield)

Interest Earned (Posted)	Interest Rate (Posted)	Interest Variance (Posted)	Fiscal	Interest Earned	Interest Rate	Interest Variance
\$ 1,216.36	0.1600%		Oct-21	\$ 715.33	0.0435%	
\$ -	0.0000%	0.0000%	Nov-21	\$ -	0.0000%	0.0000%
\$ -	0.0000%	0.0000%	Dec-21	\$ -	0.0000%	0.0000%
\$ -	0.0000%	0.0000%	Jan-22	\$ -	0.0000%	0.0000%
\$ -	0.0000%	0.0000%	Feb-22	\$ -	0.0000%	0.0000%
\$ -	0.0000%	0.0000%	Mar-22	\$ -	0.0000%	0.0000%
\$ -	0.0000%	0.0000%	Apr-22	\$ -	0.0000%	0.0000%
\$ -	0.0000%	0.0000%	May-22	\$ -	0.0000%	0.0000%
\$ -	0.0000%	0.0000%	Jun-22	\$ -	0.0000%	0.0000%
\$ -	0.0000%	0.0000%	Jul-22	\$ -	0.0000%	0.0000%
\$ -	0.0000%	0.0000%	Aug-22	\$ -	0.0000%	0.0000%
\$ -	0.0000%	0.0000%	Sep-22	\$ -	0.0000%	0.0000%
\$ 1,216.36	0.0000%		TTD	\$ 715.33	0.0036%	

* Wells Fargo Interest is only for the OPER Account - the Munis detail will include all bank accounts

Texpool (Avg Monthly Rate)

Texpool Prime (Avg Mthly Rate)

Interest Earned	Interest Rate	Interest Variance	Fiscal	Interest Earned	Interest Rate	Interest Variance
\$ 157.81	0.0353%		Oct-21	\$ 431.23	0.0615%	
\$ -	0.0000%	0.0000%	Nov-21	\$ -	0.0000%	0.0000%
\$ -	0.0000%	0.0000%	Dec-21	\$ -	0.0000%	0.0000%
\$ -	0.0000%	0.0000%	Jan-22	\$ -	0.0000%	0.0000%
\$ -	0.0000%	0.0000%	Feb-22	\$ -	0.0000%	0.0000%
\$ -	0.0000%	0.0000%	Mar-22	\$ -	0.0000%	0.0000%
\$ -	0.0000%	0.0000%	Apr-22	\$ -	0.0000%	0.0000%
\$ -	0.0000%	0.0000%	May-22	\$ -	0.0000%	0.0000%
\$ -	0.0000%	0.0000%	Jun-22	\$ -	0.0000%	0.0000%
\$ -	0.0000%	0.0000%	Jul-22	\$ -	0.0000%	0.0000%
\$ -	0.0000%	0.0000%	Aug-22	\$ -	0.0000%	0.0000%
\$ -	0.0000%	0.0000%	Sep-22	\$ -	0.0000%	0.0000%
\$ 157.81	0.0029%		TTD	\$ 431.23	0.0051%	

FY22: Interest for October 2021 does not reflect on this report. Interest should be posted by Auditor's December 2021, pending due to dual years.

FROM 2022 01 TO 2022 13

	ORIGINAL APPROP	TRANFRS/ ADJSTMTS	REVISED BUDGET	ACTUALS	ENCUMBRANCES	AVAILABLE BUDGET	PCT USED
43701 DEPOSITORY INTEREST	22,655	0	22,655	31.72	.00	22,623.28	.1%
TOTAL REVENUES	22,655	0	22,655	31.72	.00	22,623.28	
43702 TX CLASS ASSET SECURITY INT	0	0	0	.00	.00	.00	.0%
43703 CERTIFICATE OF DEPOSIT INTERES	30,000	0	30,000	.00	.00	30,000.00	.0%
TOTAL REVENUES	30,000	0	30,000	.00	.00	30,000.00	
43705 TEXAS CLASS INTEREST	23,900	0	23,900	.00	.00	23,900.00	.0%
TOTAL REVENUES	23,900	0	23,900	.00	.00	23,900.00	
43707 TEXPOOL INTEREST	5,000	0	5,000	.00	.00	5,000.00	.0%
TOTAL REVENUES	5,000	0	5,000	.00	.00	5,000.00	
43708 TEXPOOL PRIME INTEREST	3,500	0	3,500	.00	.00	3,500.00	.0%
TOTAL REVENUES	3,500	0	3,500	.00	.00	3,500.00	
43711 GAIN ON INVESTMENT	0	0	0	.00	.00	.00	.0%
43712 MINERAL INTEREST	500	0	500	.00	.00	500.00	.0%
TOTAL REVENUES	500	0	500	.00	.00	500.00	
GRAND TOTAL	85,555	0	85,555	31.72	.00	85,523.28	.0%

FY22: Interest for October 2021 does not reflect on this report.
Interest should be posted by Auditors December 2021,
pending due to dual years.

11/15/2021
14:00:17

TOM GREEN COUNTY
INTEREST

PAGE 1
glflxrpt

FROM 2022 01 TO 2022 13

	ORIGINAL APPROP	TRANFRS/ ADJSTMTS	REVISED BUDGET	ACTUALS	ENCUMBRANCES	AVAILABLE BUDGET	PCT USED
70444 BANK SVC CHARGES	40,000	0	40,000	192.09	.00	39,807.91	.5%
TOTAL EXPENSES	40,000	0	40,000	192.09	.00	39,807.91	
GRAND TOTAL	40,000	0	40,000	192.09	.00	39,807.91	.5%

11/15/2021 13:57
adam8298

TOM GREEN COUNTY
ACCOUNT SUMMARY TRIAL BALANCE FOR FY22/OCT TO OCT
FUND

P 1
| glatrbal

ACCOUNT NAME	BEG. BALANCE	ORG	DEBITS	CREDITS	NET CHANGE	END BALANCE
0001-00-000-000-0000-11703 - COUNTY CLERK CREDIT CARD	7,058.80	0001	36,594.50	36,673.00	-78.50	6,980.30
0001-00-000-000-0000-11714 - DISTRICT CLERK CREDIT CARD	1,650.97	0001	9,523.75	10,494.00	-970.25	680.72
0001-00-000-000-0000-11715 - JP1 CREDIT CARD CLEARING ACCT	4,166.50	0001	10,112.10	13,192.00	-3,079.90	1,086.60
0001-00-000-000-0000-11716 - JP2 CREDIT CARD CLEARING ACCT	12,671.81	0001	67,206.28	68,618.00	-1,411.72	11,260.09
0001-00-000-000-0000-11717 - JP3 CREDIT CARD CLEARING ACCT	2,769.91	0001	12,582.27	12,325.00	257.27	3,027.18
0001-00-000-000-0000-11718 - JP4 CREDIT CARD CLEARING ACCT	3,885.20	0001	11,814.89	12,432.00	-617.11	3,268.09
0001-00-000-000-0000-11723 - COUNTY CLERK EFILE ACCOUNT	4,971.00	0001	15,926.00	16,750.00	-824.00	4,147.00
0001-00-000-000-0000-11724 - DISTRICT CLERK EFILE ACCOUNT	2,625.00	0001	21,147.00	19,987.00	1,160.00	3,785.00
0001-00-000-000-0000-11725 - JP#1 EFILE ACCOUNT	5.00	0001	.00	.00	.00	5.00
0001-00-000-000-0000-11726 - JP#2 EFILE ACCOUNT	5.00	0001	.00	.00	.00	5.00
0001-00-000-000-0000-11727 - JP#3 EFILE ACCOUNT	5.00	0001	.00	.00	.00	5.00
0001-00-000-000-0000-11728 - JP#4 EFILE ACCOUNT	119.00	0001	966.00	758.00	208.00	327.00
0001-00-000-000-0000-11750 - ACH/WIRE BANK ACCOUNT IRS	5.00	0001	248.00	248.00	.00	5.00
0001-00-000-000-0000-11780 - LIBRARY CREDIT CARD CLEARING	205.16	0001	2,097.19	1,984.72	112.47	317.63
0001-01-000-036-0000-11733 - RESEARCH TX CLEARING - CC	5.00	00010360	.00	.00	.00	5.00
0001-01-000-036-0000-11734 - RESEARCH TX CLEARING - DC	5.00	00010360	.00	.00	.00	5.00
TOTALS FOR FUND 0001 GENERAL FUND	40,153.35		188,217.98	193,461.72	-5,243.74	34,909.61
REPORT TOTALS	40,153.35		188,217.98	193,461.72	-5,243.74	34,909.61

** END OF REPORT - Generated by ADAM NUNEZ **

Bond Indebtedness

TOM GREEN COUNTY INDEBTEDNESS

October 2021 Ending Balance

FUND 087 TAX NOTES SERIES 2009

TAX NOTES, SERIES 2009

2.4970300% (Net Eff Int Rate - Texas Vernon's)

ORIGINAL DEBT ISSUED \$8,350,000.00

TOM GREEN COUNTY INDEBTEDNESS

15 Certificate of Obligation

FUND 089 CERTIFICATE OF OBLIGATION SERIES 2015

3.54075300% (Net Eff Int Rate - Texas Vernon's)

ORIGINAL DEBT ISSUED \$50,000,000.00

PREVIOUS BALANCE OUTSTANDING	PRINCIPAL PAYMENT DUE	CURRENT BALANCE OUTSTANDING	SCHEDULED DUE DATE	
50,000,000.00	\$0.00	50,000,000.00	01-Feb-16	
50,000,000.00	\$0.00	50,000,000.00	01-Feb-17	
50,000,000.00	\$1,365,000.00	48,635,000.00	01-Feb-18	<u>PAID</u>
48,635,000.00	\$1,525,000.00	47,110,000.00	01-Feb-19	<u>PAID</u>
47,110,000.00	\$1,605,000.00	45,505,000.00	01-Feb-20	<u>PAID</u>
45,505,000.00	\$1,690,000.00	43,815,000.00	01-Feb-21	<u>PAID</u>
43,815,000.00	\$1,775,000.00	42,040,000.00	01-Feb-22	
42,040,000.00	\$1,865,000.00	40,175,000.00	01-Feb-23	
40,175,000.00	\$1,940,000.00	38,235,000.00	01-Feb-24	
38,235,000.00	\$2,020,000.00	36,215,000.00	01-Feb-25	
36,215,000.00	\$2,125,000.00	34,090,000.00	01-Feb-26	
34,090,000.00	\$2,235,000.00	31,855,000.00	01-Feb-27	
31,855,000.00	\$2,325,000.00	29,530,000.00	01-Feb-28	
29,530,000.00	\$2,420,000.00	27,110,000.00	01-Feb-29	
27,110,000.00	\$2,520,000.00	24,590,000.00	01-Feb-30	
24,590,000.00	\$2,630,000.00	21,960,000.00	01-Feb-31	
21,960,000.00	\$2,765,000.00	19,195,000.00	01-Feb-32	
19,195,000.00	\$2,880,000.00	16,315,000.00	01-Feb-33	
16,315,000.00	\$2,995,000.00	13,320,000.00	01-Feb-34	
13,320,000.00	\$3,130,000.00	10,190,000.00	01-Feb-35	
10,190,000.00	\$3,270,000.00	6,920,000.00	01-Feb-36	
6,920,000.00	\$3,395,000.00	3,525,000.00	01-Feb-37	
3,525,000.00	\$3,525,000.00	0.00	01-Feb-38	

* PRINCIPAL PAYMENTS DUE ANNUALLY ON THE 1st DAY OF FEBRUARY ACTUALLY PAID EVERY JANUARY

** INTEREST PAYMENTS ARE DUE SEMI-ANNUALLY ON THE 1st DAY OF FEBRUARY AND AUGUST

TOM GREEN COUNTY INDEBTEDNESS

October 2021 Ending Balance

FUND 081 COMBINATION TAX & LIMITED SURPLUS REVENUE CERTIFICATES OF OBLIGATION ,SERIES 2017

Cusip Prefix 889642

PREVIOUS BALANCE OUTSTANDING	PRINCIPAL PAYMENT DUE	CURRENT BALANCE OUTSTANDING	SCHEDULED DUE DATE
9,515,000.00	\$0.00	9,515,000.00	01-Feb-17
9,515,000.00	\$170,000.00	9,345,000.00	01-Feb-18 GJ7 <u>PAID</u>
9,345,000.00	\$305,000.00	9,040,000.00	01-Feb-19 GK4 <u>PAID</u>
9,040,000.00	\$310,000.00	8,730,000.00	01-Feb-20 GL2 <u>PAID</u>
8,730,000.00	\$345,000.00	8,385,000.00	01-Feb-21 GM0 <u>PAID</u>
8,385,000.00	\$355,000.00	8,030,000.00	01-Feb-22 GN8
8,030,000.00	\$365,000.00	7,665,000.00	01-Feb-23 GP3
7,665,000.00	\$380,000.00	7,285,000.00	01-Feb-24 GQ1
7,285,000.00	\$395,000.00	6,890,000.00	01-Feb-25 GR9
6,890,000.00	\$415,000.00	6,475,000.00	01-Feb-26 GS7
6,475,000.00	\$430,000.00	6,045,000.00	01-Feb-27 GT5
6,045,000.00	\$445,000.00	5,600,000.00	01-Feb-28 GU2
5,600,000.00	\$500,000.00	5,100,000.00	01-Feb-29 GV0
5,100,000.00	\$510,000.00	4,590,000.00	01-Feb-30 GV0
4,590,000.00	\$525,000.00	4,065,000.00	01-Feb-31 GV0
4,065,000.00	\$540,000.00	3,525,000.00	01-Feb-32 GV0
3,525,000.00	\$555,000.00	2,970,000.00	01-Feb-33 GV0
2,970,000.00	\$570,000.00	2,400,000.00	01-Feb-34 GV0
2,400,000.00	\$585,000.00	1,815,000.00	01-Feb-35 GV0
1,815,000.00	\$600,000.00	1,215,000.00	01-Feb-36 GV0
1,215,000.00	\$615,000.00	600,000.00	01-Feb-37 GV0
600,000.00	\$600,000.00	0.00	01-Feb-38 GW8

TOM GREEN COUNTY INDEBTEDNESS

October 2021 Ending Balance

FUND 080 COMBINATION TAX & LIMITED SURPLUS REVENUE CERTIFICATES OF OBLIGATION, SERIES 2018

Cusip NO. Prefix: 889642

MATURITY SCHEDULE
\$7,960,000

\$4,670,000 Serial Certificates

PREVIOUS BALANCE OUTSTANDING	PRINCIPAL AMOUNT DUE	CURRENT BALANCE OUTSTANDING	SCHEDULED DUE DATE	
7,960,000.00	\$0.00	\$7,960,000.00	1-Feb-18	
7,960,000.00	\$160,000.00	\$7,800,000.00	1-Feb-19 GX6	PAID
7,800,000.00	\$250,000.00	\$7,550,000.00	1-Feb-20 GY4	PAID
7,550,000.00	\$265,000.00	\$7,285,000.00	1-Feb-21 GZ1	PAID
7,285,000.00	\$275,000.00	\$7,010,000.00	1-Feb-22 HA5	
7,010,000.00	\$290,000.00	\$6,720,000.00	1-Feb-23 HB3	
6,720,000.00	\$305,000.00	\$6,415,000.00	1-Feb-24 HC1	
6,415,000.00	\$320,000.00	\$6,095,000.00	1-Feb-25 HD9	
6,095,000.00	\$340,000.00	\$5,755,000.00	1-Feb-26 HE7	
5,755,000.00	\$355,000.00	\$5,400,000.00	1-Feb-27 HF4	
5,400,000.00	\$375,000.00	\$5,025,000.00	1-Feb-28 HG2	
5,025,000.00	\$390,000.00	\$4,635,000.00	1-Feb-29 HH0	
4,635,000.00	\$400,000.00	\$4,235,000.00	1-Feb-30 HJ6	
4,235,000.00	\$415,000.00	\$3,820,000.00	1-Feb-31 HK3	
3,820,000.00	\$430,000.00	\$3,390,000.00	1-Feb-32 HK3	
3,390,000.00	\$445,000.00	\$2,945,000.00	1-Feb-33 HK3	
2,945,000.00	\$455,000.00	\$2,490,000.00	1-Feb-34 HK3	
2,490,000.00	\$470,000.00	\$2,020,000.00	1-Feb-35 HK3	
2,020,000.00	\$480,000.00	\$1,540,000.00	1-Feb-36 HK3	
1,540,000.00	\$500,000.00	\$1,040,000.00	1-Feb-37 HK3	
1,040,000.00	\$510,000.00	\$530,000.00	1-Feb-38 HK3	
530,000.00	\$530,000.00	\$0.00	1-Feb-39 HM9	

Bank Collateral

LGC Sec. 116.084. INADEQUATE SECURITY. If for any reason the county funds on deposit with the county depository exceed the amount of security pledged, the depository shall immediately pledge additional security with the commissioners court.

Acts 1987, 70th Leg., ch. 149, Sec. 1, eff. Sept. 1, 1987.

